



# Technical Rider

for

## **Kartick and Gotam Live**



Updated June 2009

Subject to change

**The following technical requirements represent the ideal conditions under which the Company operates. Any modification to these requirements must be negotiated between the technical director for the Presenter and EarthSync Company.**

**The following requirements are to be provided at the Presenter's expense.**

Local Theater/Venue  
Technical Director

EarthSync Company  
Production Manager

## **1. THEATER/VENUE PERSONNEL**

The Presenter must designate a technical director with decision making authority, to be present, responsible to, and accessible for consultation with the Company at all times during load-in, set-up, rehearsals, performances and strikes.

## **2. THEATER/VENUE PLANS**

The Presenter will provide theater/venue plans and inventory of equipment. The plans must be of a scale of not less than 1:50 and should include:

- Ground plan showing lay-out of stage, backstage areas, loading dock, audience seating plan and production booth.
- Electric plan showing lighting positions, lighting circuit positions, dimmer specifications.
- Section plan showing stage, line set schedule, audience rake, height of ceiling and proscenium, FOH instruments and grid, masking and normal trim of onstage electrics.
- Inventory list of in-house sound and lighting equipment.

## **3. AVAILABILITY**

The Presenter will provide the theater/venue, stage (including rehearsal studio, off stage areas, fly space, loading dock), cleared of other equipment, and for the sole use of the Company for the period of load in, set-up, rehearsals, performances and load out.

All necessary house and/or rental equipment shall be in readiness at start of set-up.

## **4. STAGE DIMENSIONS**

Following are our standard requirements. Modifications may follow after inspection of the theater/venue by our stage designer.

- Opening - Proscenium opening of minimum 14 meters. The show takes place at 10 meters; the rest is for the PA and has to be masked. If the presenter will find out that more area is required for any purpose please consult with EarthSync.
- Depth - Minimum 15 meters from the curtain line. Additional 2 meters for cross over behind the back curtain or behind the stage at the same stage level. (We will use only 8 meters but need a back projection. Please refer to Section 12)
- Height - Minimum height of 7 meters to the lighting grid.

## **5. STAGE FLOOR**

A BLACK dance floor is the only acceptable surface. The entire stage must be swept wall to wall, vacuumed after every performance, and wet-mopped 30 minutes prior to every rehearsal and performance.

## **6. SCENERY**

The following elements must be constructed and provided by the Presenter:

Raisers (Podiums):

1 x Table (Please refer to Section 17)

1 x 1500mm x 1300mm raisers at 600mm High

Note: All raisers need to be masked with black fabric.

## **7. PROPS**

1 Black Cushion 50cm X 50cm

1 Drinking Glass (smooth, thick glass)

## **8. DRAPERIES**

Full masking of stage including Legs, Boarders, Black curtains is required. Please see sections 18, 19 and 20 for Stage Layouts.

## **9. LIGHTING**

(Please also refer to Sections 19 and 20)

### **Generic lights:**

10 X PC 1000W + Barn doors.

36 X Par – Can 64 1000W. CP62

6 X ETC Source 4 750W. 36Deg or Par – Can 64 1000W. CP61

3 X Flood lights 1000W

### **Haze:**

2 X Haze machine for general fog (slow/heavy fog) to cover all over the stage.  
DMX control to the lighting board.

### **Gel Colors:**

ROSCO 152 (10 PC 1K)

ROSCO 204 (10 Par-Cans)

ROSCO 139 (4 Par-Cans)

ROSCO 106 (6 Par-Cans)

ROSCO 119 (8 Par-Cans)

### **Chinese Lamps:**

We will be carrying about 15 Red Chinese Lamp Shades; we will need bulbs and connection on a dimmer, please see pictures in Section 20.

### **Light Board:**

COMPULITE - Spark 4D

OR

grandMA + PROGRAMMER/OPERATOR

**Dimmers:** 48 X DIMMERS 2.5KW

**Cables** - sufficient cables to complete attached lighting plot in your theater/venue.

The Presenter will provide a Genie (electric ladder) for focusing.  
In addition, the Presenter will provide ladders to focus the side booms.

## **10. SOUND**

### **Out Front Each Side: Flying**

6 V-DOSC Line array each side with appropriate Subs *OR*

6 EAW KF760 Series Line array each side with appropriate Subs *OR*

6 Apogee ALA9 Line array each side with appropriate Subs

*As we are not familiar with the crowd setting at the venue, would request your input on a front/delay tower installation*

### **Front Fields Each Side:**

2 EAW KF300

*OR*

2 MEYER SOUND UPA

*OR*

2 MEYER SOUND MSL-3

*OR*

2 APOGEE AE-8

Front fields are placed either on raisers in front of stage or on top of the subwoofers

### **Onstage Side Fields Each Side:**

2 EAW KF850

*OR*

4 MEYER SOUND MSL-4

*OR*

4 APOGEE AE-8

### **CONSOLE (For FOH and Monitor Section):**

Soundcraft Series 2 (or any other 24\32 track mixer)

**Delay:** TC Electronic D-Two

**Reverb:** TC Electronic M2000, PCM 70

**Equalizers:** 6 X 31 band equalizers (Klark Teknik) for Monitor Section

**Compressors:** 6 X DBX 160x

### **Monitor Section:**

5 x 15" Bi AMP floor monitors

The monitors run on 6 different sends

Send 1: 2 X 15": Patrick and Yotam

Send 2: 1 X 15": Balu

Send 3: 1 X 15": Mishko

Send 4: 1 X 15": Navin

Send 5, 6 (Stereo Group): SIDE FIELDS (Mahesh and Meera)

(Please also refer to Section 18)

## **Mixer Line Inputs**

<b>Mixer Line Inputs</b>	<b>Instrument</b>	<b>MIC Stand</b>	<b>Microphone</b>	<b>Musician</b>
1	Ableton	X	DI Box	Patrick
2	Ableton	X	DI Box	Patrick
3	Ableton	X	DI Box	Yotam
4	Ableton	X	DI Box	Yotam
5	Vocals	Long	Wireless SM58	Anu
6	Vocals	Long	Wireless SM58	Mahesh
7	Bass	X	DI Box	Mishko
8	Tabla L	Short	SM57	Balu
9	Tabla R	Short	SM57	Balu
10	Flute	X	Wireless WH30	Navin
11	Wood Sax	Long	SM58	Navin

### **Backline:**

- 5 DI boxes (preferably not Behringer)
- 2 Short Mic Stands + 3 Long Mic Stands (Black Boom Stands)
- 2 Wireless Shure SM58 (with receivers/transmitters)
- 2 Shure SM57
- 1 Shure SM58
- 1 Wireless Shure WH30 (with receiver/transmitter)
- 12 Balanced TRS to TRS cables (for recording)

All necessary cables and adapters for installation must be provided.

The sound console is located in the back of the theater, but NOT UNDER BALCONIES OR ANY OTHER OVERHANG. To this end, about 8 to 10 seats in the center of the last 2 rows should be reserved. The definitive location of the sound console will be chosen upon receipt of theater seating plan. THE BOX OFFICE MUST BE ADVISED OF THIS REQUIREMENT PRIOR TO TICKET SALES.

## **11. MUSICAL INSTRUMENTS**

### **Bass Amplifier**

Ampeg SVT VR Head with SVT 810 AV Cabinet

The above must be provided DOUBLE for the set up day, since the Company requires the Musical Instruments and its accessories, for rehearsals. Exact periods for rehearsals will be determined with the Company's production manager.

## **12. VIDEO**

1 x 10K Lumen, Full- HD/DLP 16:9 projector, installed to rig behind the stage for back projection with enough distance and lens to make the screen size.  
1 X Screens size 7.29 meter X 4.1 meter, to be installed 2m above stage level.  
1 X Preview Monitor.  
1 X Digital Video Mixer, or a minimum of WJ-MX 50 Production Mixer  
1 X Professional DVD Player, PAL, No OSD (On Screen Display)  
1 X FireWire or USB 2 DV Card with composite video output (Pinnacle Studio MovieBox DV)

## **13. REHEARSAL SPACE**

The Presenter will provide a rehearsal space (two days). The Presenter will also provide for these two days the Bass Amp listed in Section 11.

## **14. SET-UP**

Two days prior to the performance day.

## **15. LOCAL CREW**

NOT LESS THAN:

For set-up:

4 Electricians  
4 Stagehands  
3 Soundmen  
1 Video projectionist

For the performance:

3 Electricians  
2 Stagehands  
2 Soundmen  
1 Video projectionist

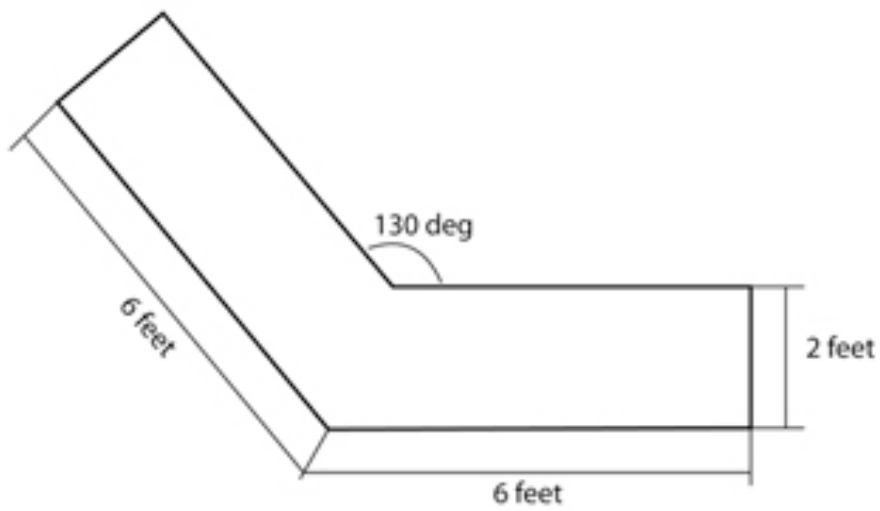
## **16. MISCELLANEOUS**

Security must be provided for the Company's equipment at all times it is in the theater/venue.

## 17. TABLE MEASUREMENT

Table Measurement for K & G Show

Top View

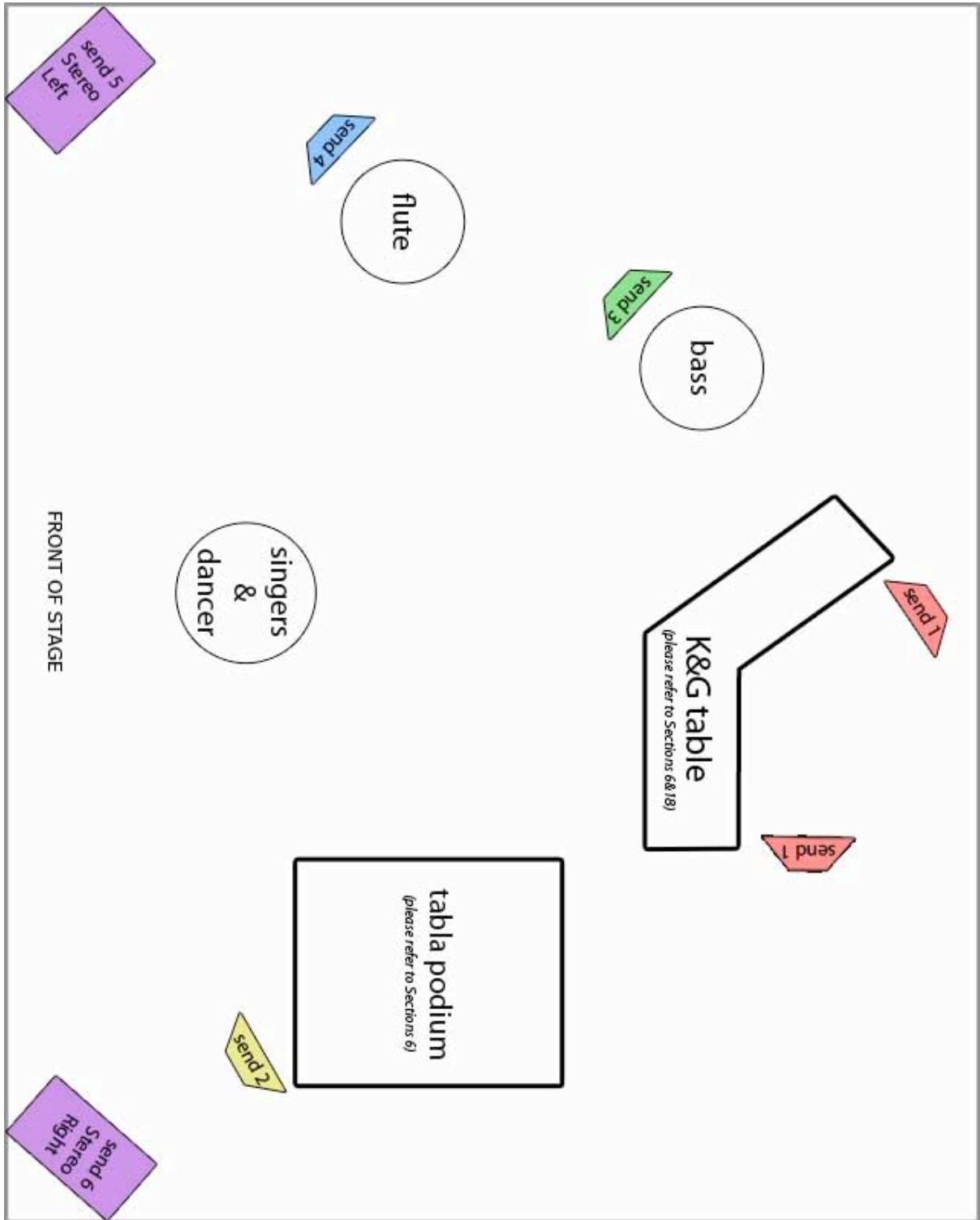


Side View

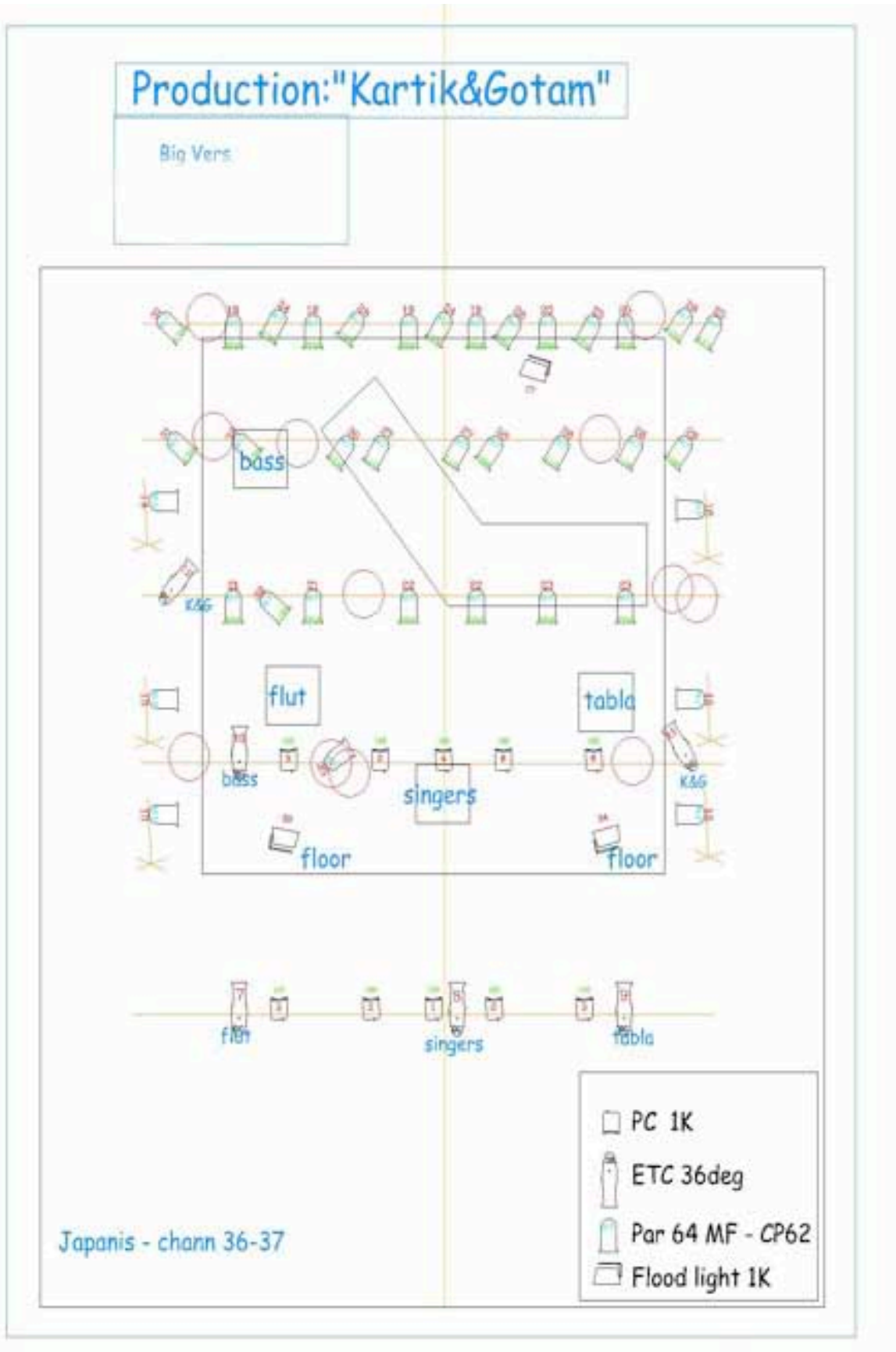




# 18. STAGE MONITOR LAYOUT



# 19. LIGHTS PLAN



**20. STAGE PICTURES**



## **21. EARTHSYNC CONTACT NAMES AND NUMBERS**

### **EarthSync India**

New #5, Cenotaph Road 2nd Lane,  
Teynampet, Chennai 600 018 INDIA  
Email: earth@earthsync.com  
Phone: +91 44 4205 2532

#### **Tour Manager:**

#### **Michael Genrich**

michael@earthsync.com  
+91 98847 24069

#### **Production, Sound & Lights:**

#### **Yotam Agam**

yotam@earthsync.com  
+91 98843 42069

#### **Video:**

#### **Ram Dhanasekaran**

ram@earthsync.com  
+91 98401 63382

#### **Business & Corporate:**

#### **Sonya Mazumdar**

sonya@earthsync.com  
+91 98400 87888